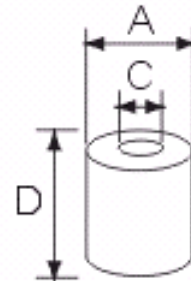




Ferrite Bead – SFB Series



Features

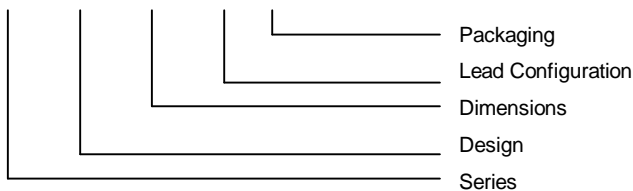
- Employ high-performance ferrites with superior frequency characteristics
- prevents intrusion and radiation of unnecessary signals into the clock pulse os-cillation section. Prevents spike noise

Package

- R – Reel 5000pcs./Reel
- M – Box 2000pcs./Box
- Z – Ammo Pack
- B – Bulk

Ordering Information

SFBS 13 – 350860 – T5 - R



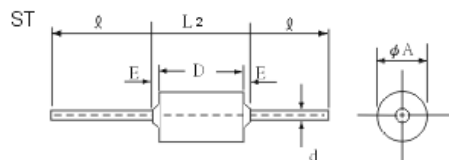
Characteristics

Part No.	Lead Configuration	Impedance (Ω) min		Curve
		25MHz	100MHz	
SFBS13-250845	T5,T2,VT, RT,UT, VB,RB,UB,ST FD,FE,FF	32	50	1
SFBS13-350830		25	45	2
SFBS13-350847		35	60	3
SFBS13-350860		45	72	4
SFBS13-350875		60	120	5
SFBS13-350880		75	123	6
SFBS13-350883		62	125	7
SFBS13-350890		50	93	8
SFBD13-350847	WT,WB	70	110	9
SFBD13-350860		90	150	10
SFBD13-350875		135	218	11
SFBD13-350883		124	240	12
SFBD13-350883		108	235	13
SFBD13-350890	ST,SB	150	250	14
SFBR13-235575		80	150	15

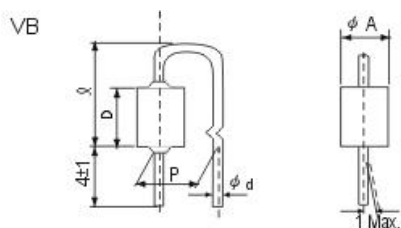
T5		ST	
T2		F□	FD FE FF
VT		VB	
RT		RB	
UT		UB	
WT		WB	
ST		SB	



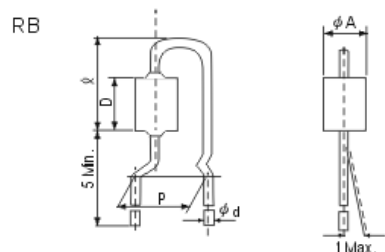
Dimensions



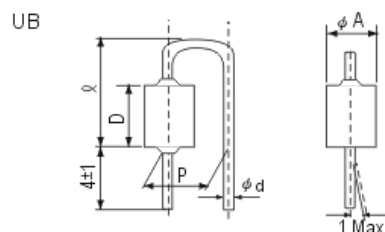
Part No.	A	D	E	d	l
SFBS13-250845-ST	2.5 ± 0.15	4.5 ± 0.3	2.0 max.	0.65 ± 0.05	18.0 min.
SFBS13-350847-ST	3.5 ± 0.15	4.7 ± 0.3	2.0 max.		
SFBS13-350860-ST	3.5 ± 0.15	6.0 ± 0.3	2.5 max.		
SFBS13-350890-ST	3.5 ± 0.15	9.0 ± 0.4	2.5 max.		



Part No.	A	D	P	d	l
SFBS13-350847-VB	3.5 ± 0.15	4.7 ± 0.3	5.0 ± 1.0	0.6 ± 0.05	9.0 max.



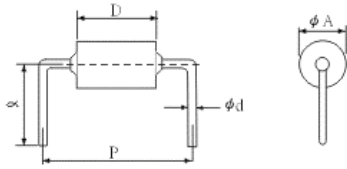
Part No.	A	D	P	d	l
SFBS13-350847-RB	3.5 ± 0.15	4.7 ± 0.3	5.0 ± 1.0	0.65 ± 0.05	12.5 max.
SFBS13-350860-RB	3.5 ± 0.15	6.0 ± 0.3	5.0 ± 1.0		12.5 max.
SFBS13-350890-RB	3.5 ± 0.15	9.0 ± 0.3	5.0 ± 1.0		16.0 max.



Part No.	A	D	P	d	l
SFBS13-250845-UB	2.5 ± 0.15	4.5 ± 0.3	5.0 ± 1.0	0.65 ± 0.05	9.0 max.
SFBS13-350847-UB	3.5 ± 0.15	4.7 ± 0.3	5.0 ± 1.0		9.0 max.

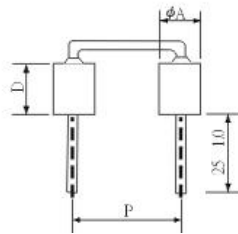


FD,FE,FF



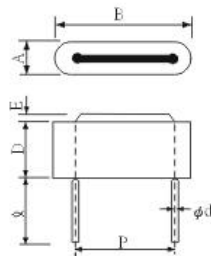
Part No.	A	D	P	d	l
SFBS13-250845-FD	2.5 ± 0.15	4.5 ± 0.3	10.0 ± 1.0	0.65 ± 0.05	7.0 ± 2.0
SFBS13-350847-FD	3.5 ± 0.15	4.7 ± 0.3	10.0 ± 1.0		7.5 ± 2.0
SFBS13-350860-FD	3.5 ± 0.15	6.0 ± 0.3	10.0 ± 1.0		7.5 ± 2.0
SFBS13-250845-FE	2.5 ± 0.15	4.5 ± 0.3	12.5 ± 0.5		7.0 ± 2.0
SFBS13-350847-FE	3.5 ± 0.15	4.7 ± 0.3	12.5 ± 0.5		7.5 ± 2.0
SFBS13-350860-FE	3.5 ± 0.15	6.0 ± 0.3	12.5 ± 0.5		7.5 ± 2.0
SFBS13-350890-FE	3.5 ± 0.15	9.0 ± 0.4	12.5 ± 0.5		7.5 ± 2.0
SFBS13-250845-FE	2.5 ± 0.15	4.5 ± 0.3	15.0 ± 0.1		7.0 ± 2.0
SFBS13-350847-FE	3.5 ± 0.15	4.7 ± 0.3	15.0 ± 0.1		7.5 ± 2.0
SFBS13-350860-FE	3.5 ± 0.15	6.0 ± 0.3	15.0 ± 0.1		7.5 ± 2.0
SFBS13-350890-FE	3.5 ± 0.15	9.0 ± 0.4	15.0 ± 0.1		7.5 ± 2.0

WB



Part No.	A	D	P	d
SFBD13-350847-WB	3.5 ± 0.15	4.7 ± 0.3	5.0 +0.8 -0.3	0.65 ± 0.03
SFBD13-350860-WB	3.5 ± 0.15	6.0 ± 0.3	5.0 +0.8 -0.3	
SFBD13-350875-WB	3.5 ± 0.15	7.5 ± 0.3	5.0 +0.8 -0.3	
SFBD13-350883-WB	3.5 ± 0.15	8.3 ± 0.3	5.0 +0.8 -0.3	
SFBD13-350883-WB	3.5 ± 0.15	8.3 ± 0.3	5.0 +0.8 -0.3	
SFBD13-350890-WB	3.5 ± 0.15	9.0 ± 0.4	5.0 +0.8 -0.3	

SB



Part No.	A	B	D	E	P	d	l
SFBR13-235575-SB	2.5 max.	7.5 ± 0.5	5.5	1.5 max.	5.0 +1.0 -0.5	0.65 ± 0.03	5.0 +1.0 -2.0